

Credit Horizons

Nobuhiro Kiyotaki, John Moore and Shengxing Zhang
Princeton, Edinburgh and LSE

Questions

To finance investment, entrepreneurs raise external funds against their future revenues – largely against *near-term* revenues

Why are credit horizons short, even when projects are long?

How do credit horizons interact with firm dynamics?

Could a drop in long-term real interest rates lead to secular stagnation?

Approach

Human capital of entrepreneurs/engineers is essential for constructing and then maintaining production facilities/plant

Their human capital is inalienable. To finance investment, engineer sells plant ownership to saver. Engineers cannot commit to work for less than their share of contribution

For more distant future, the fraction of output attributable to engineers' cumulative maintenance is larger

The contribution and share of the initial plant owner is smaller

→ Price of new plant (= fund-raising capacity of entrepreneurs) is governed largely by near-term revenues

Model

Small open economy with an exogenous real interest rate R

Homogeneous perishable consumption/investment good at each date $t = 0; 1; 2; \dots$ (numeraire)

Continuum of agents, $\max E_0 \sum_{t=0}^{\infty} \beta^t \ln c_t^i$; with $R < 1$

Each agent sometimes has an investment opportunity (entrepreneur/engineer) and sometimes not (saver)

At each date, an engineer E can jointly produce plant and tools from goods and building: within the period, per unit of plant,

X goods $\xrightarrow{\quad}$ plant of productivity 1
1 building $\xrightarrow{\quad}$ 1 E-tool

Engineer raises funds by selling the plant to savers. Match between plant and engineer is not specific → Plant owner hires engineers for maintenance in a competitive market at "wage". Engineer cannot precommit to work for less

At each date, the owner of plant of productivity θ can hire any number n of tools (hiring each tool along with the engineer who knows how to use it) to produce goods and maintain plant productivity: within the period, per unit of plant,

$$\left. \begin{array}{l} \text{productivity} \\ \text{tools} \end{array} \right\} \text{ plant} \rightarrow \left\{ \begin{array}{l} = \text{ goods} \\ \text{productivity}' = \text{ plant} \\ \text{tools} \end{array} \right.$$

New buildings are supplied by foreigners

Alternative use of building by foreigners:

1 building \rightarrow $\left\{ \begin{array}{l} \text{goods} \\ \text{building} \end{array} \right.$

\rightarrow Price of buildings

$= \frac{\quad}{\quad}$

The plant owner always has the option to stop and liquidate his plant into generic building. So his value of a unit of plant of productivity α at the end of the period is given by

$$V(\alpha) = \left\{ \frac{1}{1+r} \max \left[\alpha - c, 0 \right] + V(\alpha) \right\}$$

The plant owner must devise a long-term plan:

stop after a finite number of periods T , or

continue forever ($T = \infty$)?

An engineer raises fund by selling a new plant at price $P =$
 (1)

The budget constraint of an agent at date t who has x_t tools and a_t financial assets (maturing one-period discount bonds plus returns to plant ownership) is

$$p_t (x_{t+1} - x_t) + (1+r_t)a_t = w_t + y_t$$

where w_t is positive iff the agent was engineer yesterday. If the agent is an engineer today, investment $x_{t+1} - x_t$ is positive, and her tools tomorrow will be

$$x_{t+1} = x_t + i_t$$

The budget constraint can be written as

$$p_t (x_{t+1} - x_t) + (1+r_t)a_t = [w_t + (x_t + i_t)] + y_t \equiv w_{t+1} + y_t$$

where w_{t+1} is net worth

When the rate of return on investment with maximal leverage,
 r , exceeds the interest rate

$$= \frac{r + (r - i)}{r - i}$$

the engineer's consumption and investment are

$$\begin{aligned} &= (1 - \alpha) \\ (r + i) + 1 &= \end{aligned}$$

A steady state equilibrium of our small open economy is characterized by the wage rate w and new-plant price p together with the quantity choices of savers/plant owners (s), engineers (e), and foreigners (who have net asset holdings f^*), such that the markets for goods, tools, plant, and bonds all clear

Proposition 1. Pure Equilibrium with No Stopping: Low opportunity cost critical

(a) No plant owner stops

(b) Aggregate ratio of tools-to-plant stays one-to-one (because equal initial supply, equal depreciation, no stopping): $= 1$

(c) All plant is maintained at initial productivity: $= 1$

(d) All plan has output: $=$

Optimal maintenance choice ($\delta_{+1} = \delta$ and $\delta = 1$)

$$\begin{aligned}
 &= 0 + \delta + \frac{\delta^2}{2} + \frac{\delta^3}{3} + \dots \\
 &= \frac{1}{1-\delta} + \frac{\delta}{2} (1-\delta) + \frac{\delta^2}{3} (1-\delta)^2 + \dots \\
 &+ \frac{\delta^3}{4} (1-\delta)^3 + \dots
 \end{aligned}$$

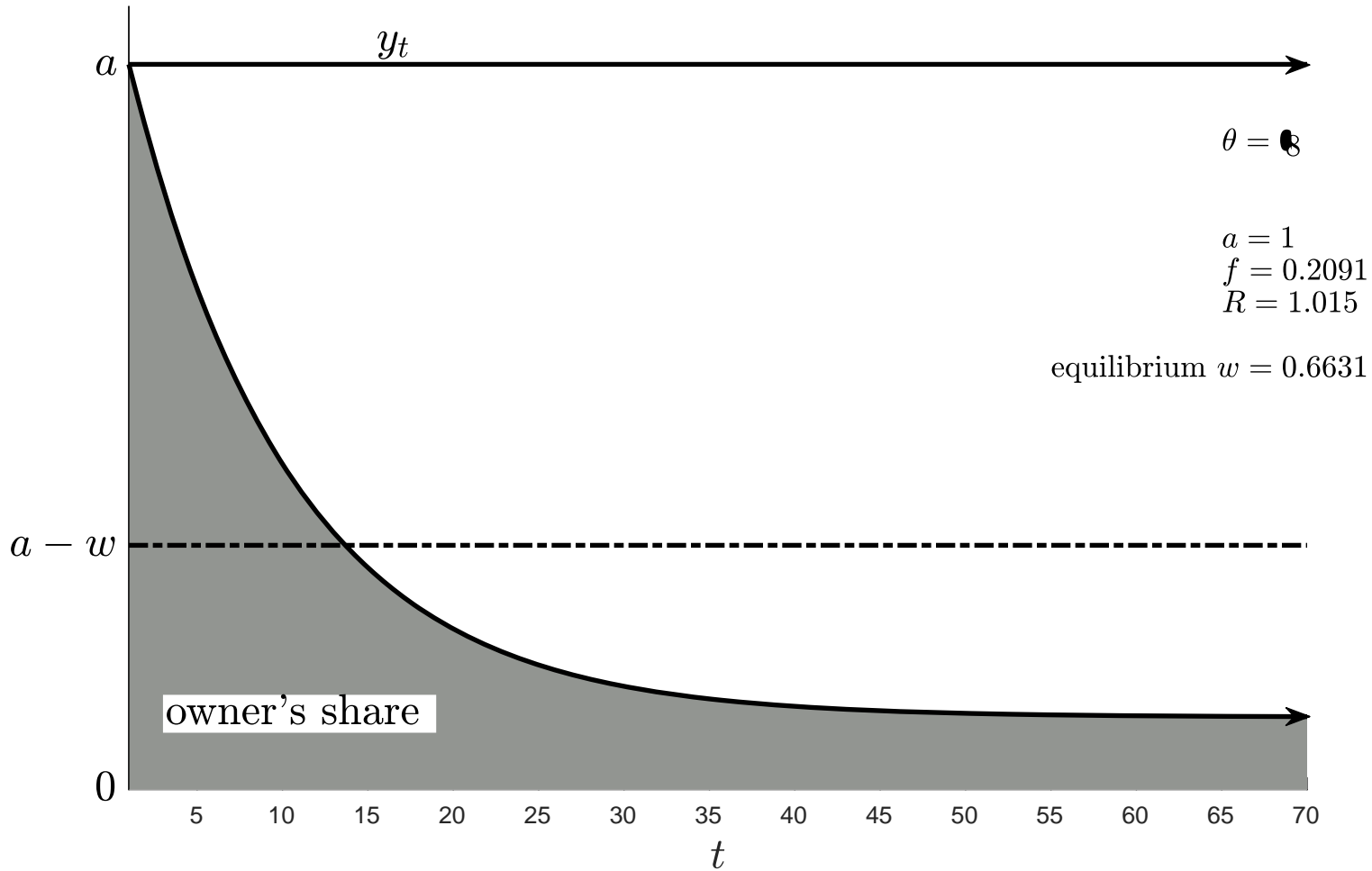
Engineers' share of gross output rises with horizon as $\delta \rightarrow 0$

$$\delta + \frac{\delta^2}{2} + \frac{\delta^3}{3} + \dots$$

Plant owner's share from present plant declines with horizon as $\delta \rightarrow 0$

$$1 - \delta - \frac{\delta^2}{2} - \frac{\delta^3}{3} - \dots$$

continuing plant



Proposition 2. Mixed Equilibrium: High opportunity cost

- (a) Plant owners are initially indifferent between stopping in some finite time and continuing forever
- (b) Aggregate ratio of tools-to-plant is larger than one-to-one for continuing plant: 1
- (c) The productivity of continuing plant increases over time
- (d) The productivity of stopping plant decreases over time

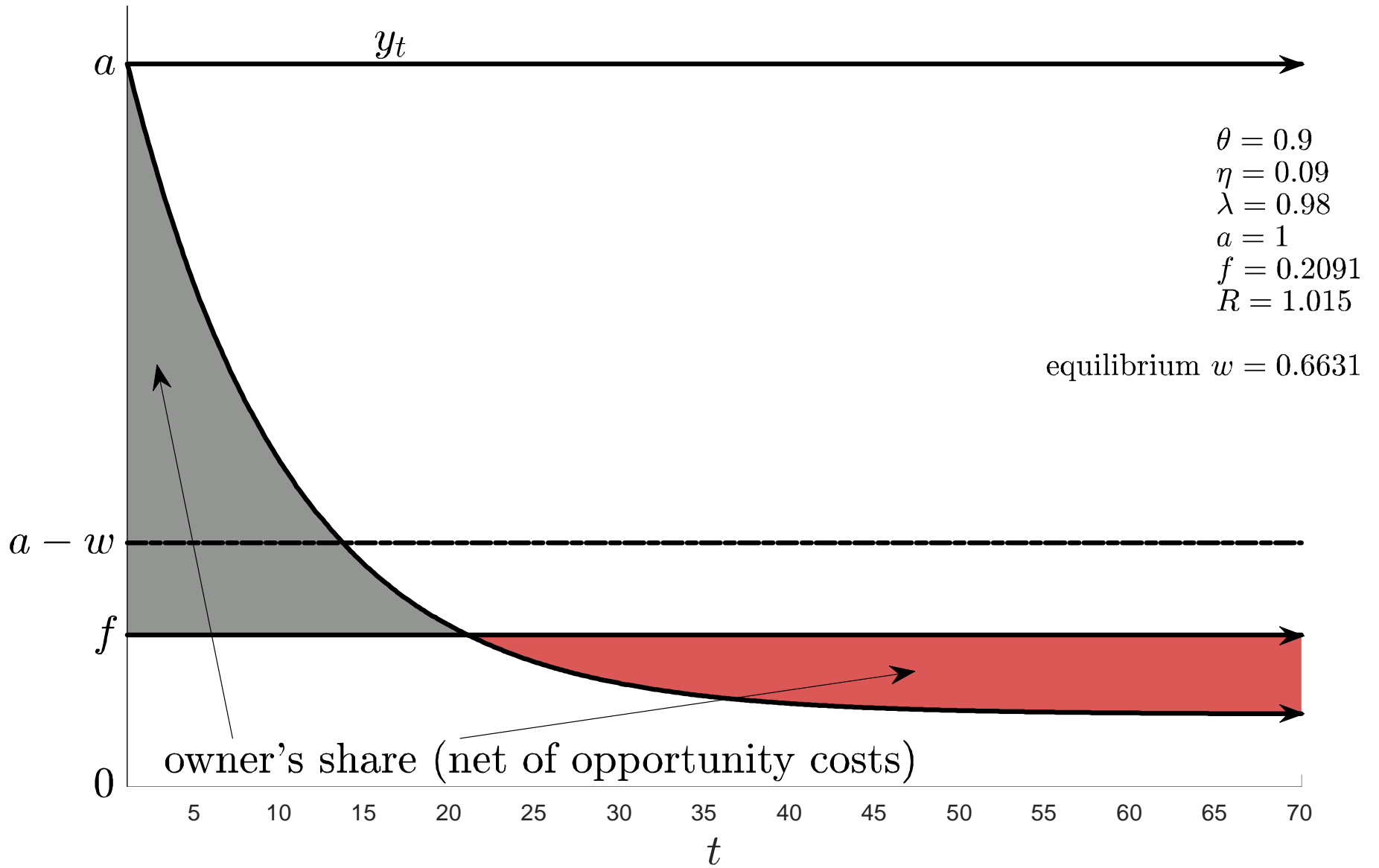
Lemma: There is no equilibrium in which all plant shut down in finite time

Proposition 3 (Pure Equilibrium with No Stopping):

(a) For an open set of parameters (particularly β and δ not too far from 1), there is a pure equilibrium with no stopping such that an unexpected permanent drop in the interest rate leads to a lower steady state growth rate

(b) Immediately following the drop in r , the economy can experience a temporary boom, but all agents (engineers and savers) can be strictly worse off

continuing plant



In particular, with constant returns to scale, $\alpha + \beta = 1$

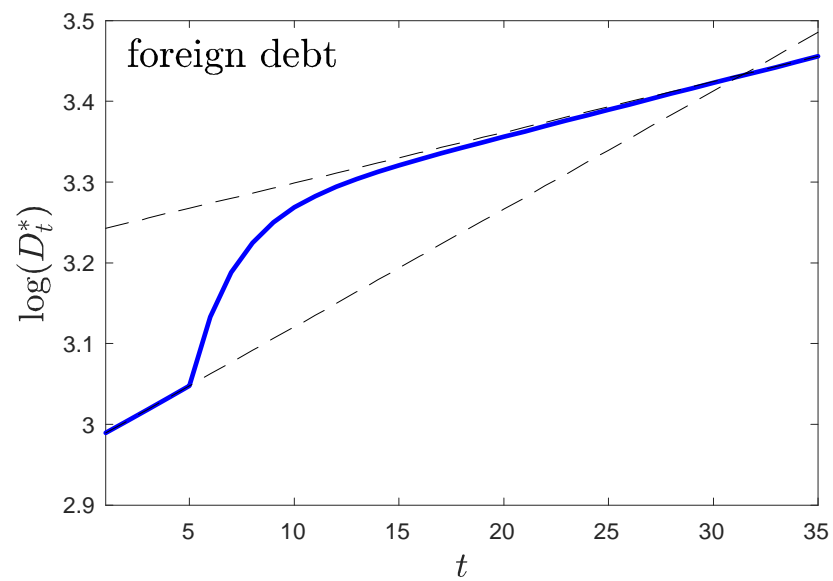
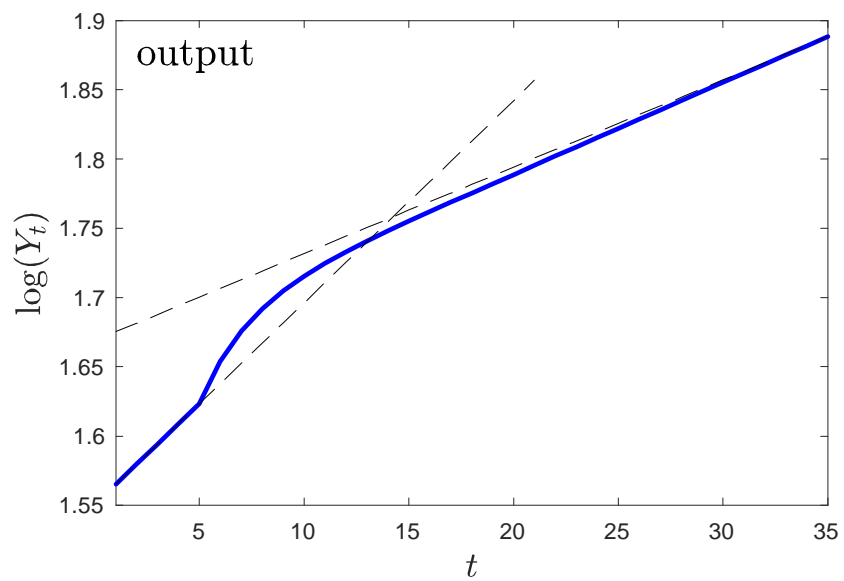
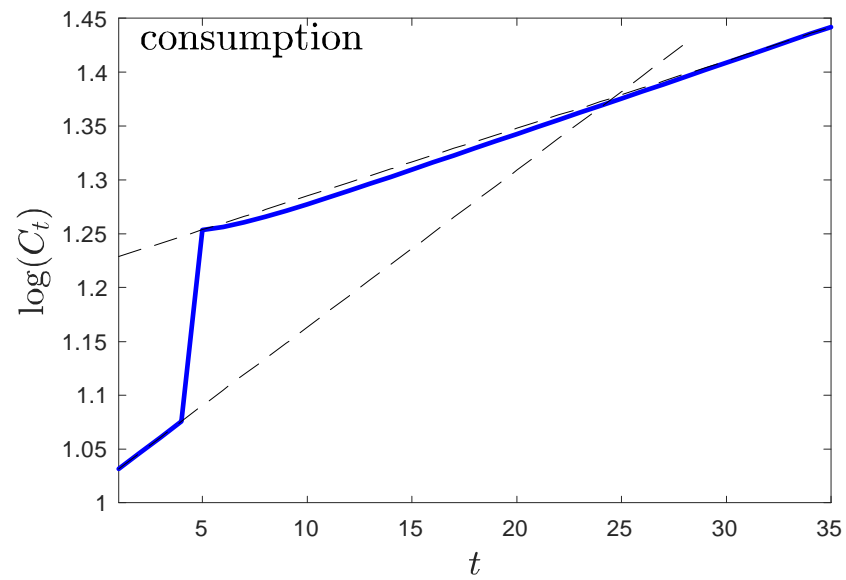
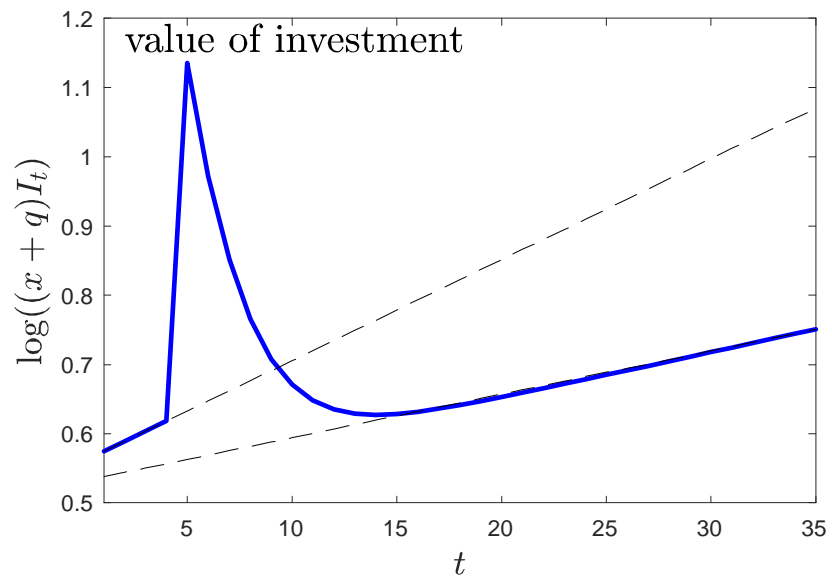
$$\text{engineer's fund-raising capacity} = \frac{\text{net worth of plant owner}}{\text{PV of plant owner's share}}$$

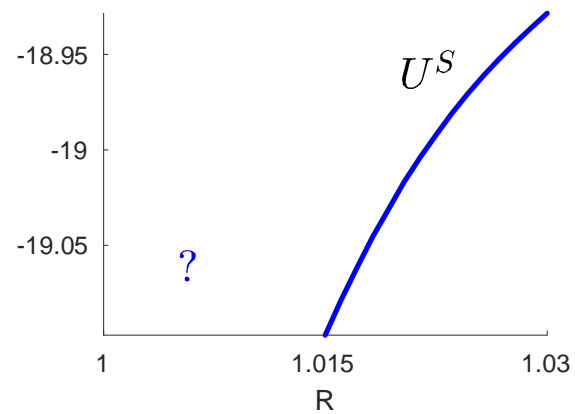
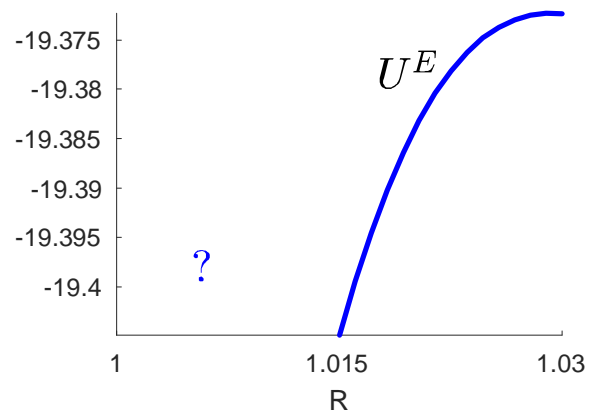
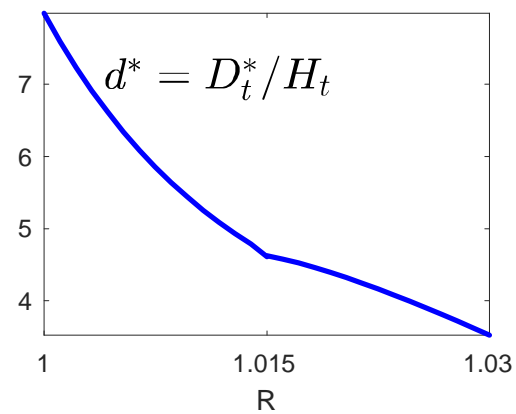
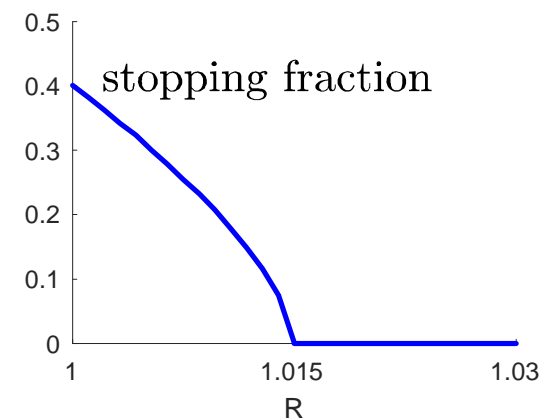
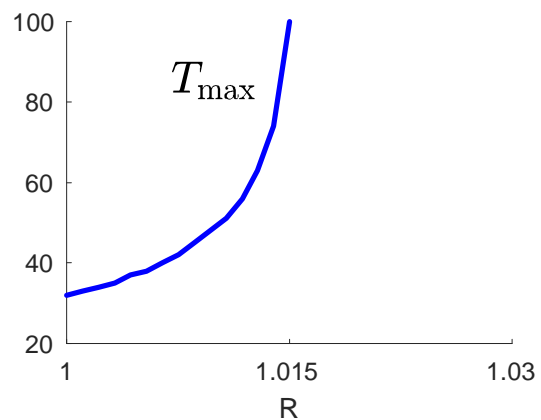
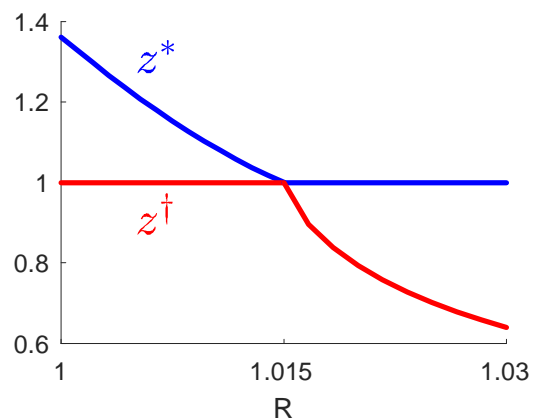
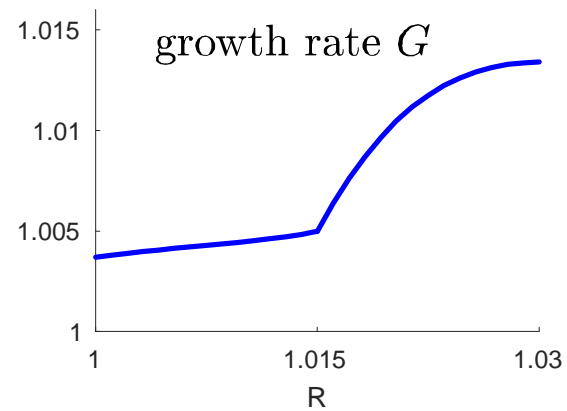
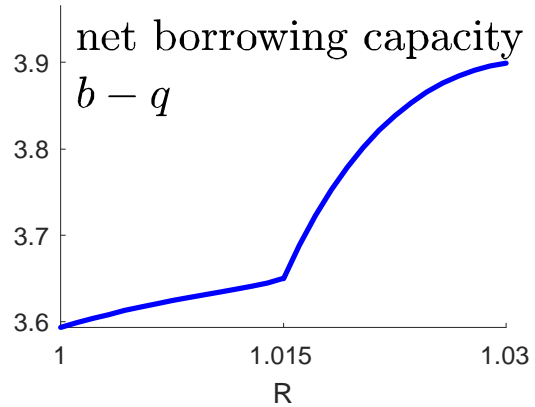
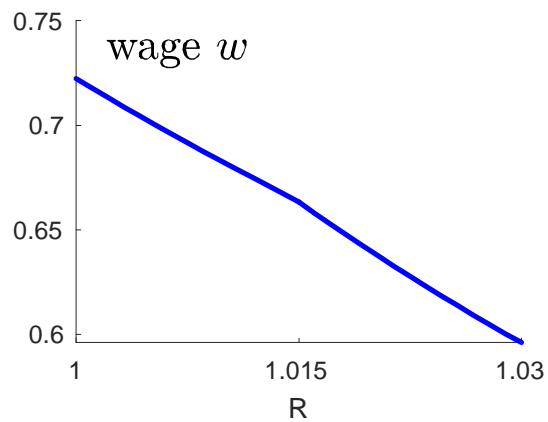
Because $\alpha < 1$ the fall in $\text{PV of plant owner's share}$ may not increase the engineer's fund-raising capacity as much as building price

$$= \frac{\text{net worth of plant owner}}{\text{PV of plant owner's share}}$$

This effect can be strong enough – overcoming rise in net worth – to stifle investment and growth:

$$\times \frac{\text{gross investment} \downarrow}{\text{investment cost} (\alpha + \beta) \uparrow \uparrow} = \frac{\text{net worth of engineers} \uparrow}{\text{fund-raising capacity} (\beta) \uparrow}$$





Extension: Idiosyncratic Shocks:

$$\left. \begin{array}{l} \text{productivity} \\ \text{tools} \end{array} \right\} \text{ plant} \rightarrow \left\{ \begin{array}{l} \text{productivity} \\ \text{tools} \end{array} \right\} \text{ goods plant}$$

$$\ln \sim \left(-\frac{\sigma^2}{2} \right) \text{ iid. across plant and time}$$

For a small variance σ^2 there is a cutoff plant productivity \dagger at which the engineers' maintenance increases discontinuously with plant productivity

For a large variance σ^2 the engineers' maintenance is a smooth increasing function of plant productivity

Policy

Non-exclusivity is the sole departure from Arrow-Debreu: impossible to keep track of each engineer's trading history

If plant is easy to locate, then perhaps government could tax the plant owner's payroll at rate

Use the revenue to subsidize investment at rate τ , where

$$=$$

In Pure Equilibrium with No Stopping, $\tau = 0$

Defining welfare as the population-weighted average of the expected discounted utilities of engineers and savers, we can show that (for small τ) welfare rises with